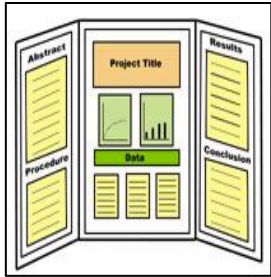



Artistic Project Menu

Comic Strip – Entertain your audience and show your understanding of the outcomes through a comic strip that explains the material in an engaging manner.



Trifold/Poster – Show off your artistic prowess by illustrating and describing your understandings visually. Hand drawn and digital images accompanied with the right amount of explanation is a great way to communicate your learning.

Diorama – Let us into your head and allow us to see what you see. Create your own version of a setting and describe it's significance. Not a fan of cardboard and glue? Perhaps making a unique *Minecraft* environment can get the job done!

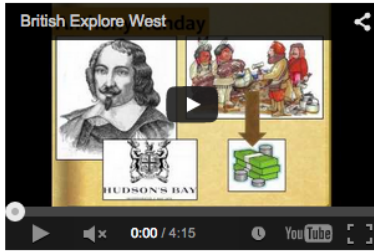


Sculpting – Get your hands dirty and create a physical representation of your learning. Perhaps you'll come up with something symbolic and deep, maybe it will just be a vase. Whatever it is, show your classmates and teachers something they haven't seen before!

THE P.B.L. MENU

**DELICIOUS IDEAS TO DISPLAY
WHAT YOU'VE LEARNT FROM
YOUR INQUIRY PROJECT**

Multimedia Project Menu



Video – This video PBL option offers a direct and to the point explanation of the students understanding of the outcome he or she is being asked to meet.

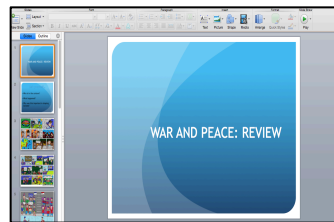
YouTube Video Quiz – Put your peers and YouTubers to the test. Give a brief education of the topic and then formulate several questions to assess the viewers knowledge. (Requires Windows Movie Maker or iMovie)




Website – Show your understanding by creating an interactive live website that demonstrates your understanding of the material being assessed.



Slideshow – Create a slideshow that hits all the important topics discussed in the unit. Your choice of Google Slides or PowerPoint.



Written Project Menu




Written Essay or Speech – Persuade and Inform your friends and your teachers by handing in a detailed essay or speech communicating your findings from your question of inquiry. Different types of essays or speeches include narrative, descriptive, persuasive and expository.

Performance Project Menu

All performance menu items can be paired up with **video** option under multimedia menu

Skit or Play – Form a group with some of your more dramatically inclined friends and create your own theatrical production informing the audience of the biggest ideas or concepts from your most recent unit's curricular objectives.



Talk Show Interview – Make your peers the experts and ask them scripted questions that answer the questions being raised by the curricular outcomes assessed.

Puppet Show – Want to perform without being out in the open? Consider a puppet show to reenact the events of a story or history.



Student Choice – Have an idea that isn't listed? Please ask your teacher and we will be happy to see if we can accommodate you.